

See all emulators




Seat occupancy sensor programs

| | |
|---------------|----|
| BMW..... | 4 |
| FIAT..... | 7 |
| MAZDA..... | 8 |
| MERCEDES..... | 9 |
| MINI | 18 |

[See all emulators](#)

Wiring colour codes



The LED behavior

- no jumpers – diagnostic mode - it flashes every second
 - adjusting to the ECU – flashing 0,1 sec
- after adjusting it lights constantly and blinks every other second

[See all emulators](#)

ATTENTION!!!

This emulator can only be used for testing purposes or to verify accurate functioning of the AirBag system.

This emulator cannot remain in your car as a replacement for new seat occupancy mat

The emulator needs to be connected to the plug under the passenger seat instead of original seat occupancy sensor.

There are 3 cables

+12V ACC **red**

GND **blue**

Digital signal **green**

Before connecting the emulator, use multimeter to check signals on pins in the plug!

[See all emulators](#)

BMW

| No. | Model | Connector type | Year | |
|--------------------|------------------------------|--|-----------|----------------------|
| 1 | BMW Series 1 – E81 | 4-pin connector | 2007-2010 | OPEN |
| | BMW Series 3 – E90, E92, E93 | | | |
| | BMW Series 5 – E60, E63, E64 | | | |
| | BMW Series 7 – E65 | | | |
| | BMW Series X – E70, E71 | | | |
| 2 | BMW Series 1 – E87 | 4-pin connector | 2003-2007 | OPEN |
| | BMW Series 3 – E90 | 4-pin connector | | |
| | BMW Series 5 – E60, E63 | 4-pin connector (2005-2007) 3-pin connector (2003-2005) | | |
| | BMW Series 7 - E65 | 4-pin connector (2005-2007) 3-pin connector (2003-2005) | | |
| | BMW Series 3 – E36, E46 | 3-pin connector | 1997-2003 | |
| BMW Series 5 – E39 | | | | |
| BMW Series 7 – E38 | | | | |
| BMW Series 8 – E31 | | | | |
| BMW Series X – E53 | | | | |

[See all emulators](#)

No.1 BMW

USE

European models

(2007 – 2010)

BMW Series 1 – E81

BMW Series 3 – E90, E92, E93

BMW Series 5 – E60, E63, E64

BMW Series 7 – E65

BMW Series X – E70, E71



Attention!

If still after installation of the emulator your car signalizes unfastened passanger seatbelt fault, put a resitor in place of the seatbelt sensor.

For E90, use 680-Ohm resistor

For E60, use 510-Ohm resistor

See all emulators

No.2 BMW

USE

(2003 – 2007)

BMW Series 1 – E87

BMW Series 3 – E90

BMW Series 5 – E60, E63

BMW Series 7 - E65



(1997 – 2003)

BMW Series 3 – E36, E46


BMW Series 5 – E39

BMW Series 7 – E38

BMW Series 8 – E31

BMW Series X – E53



Insert a 510-ohm resistor into the seat belt socket



See all emulators

FIAT


| No. | Use |
|-----|------------|
| 1 | Fiat Stilo |



See all emulators

MAZDA

| No. | Model |
|-----|--|
| 1 | Mazda Premacy, MX-5, 626, 323, 6 GG/GY |



[See all emulators](#)

MERCEDES

| No. | Model | Year | |
|-----|---|-----------|----------------------|
| 1 | Mercedes E-class W211 (Temic Armada controller) | 2004-2007 | OPEN |
| | Mercedes E-class W211 (Bosch controller) | 2002-2007 | |
| | Mercedes C-class W203 | 2006-2007 | |
| | Mercedes CLS-class W219 | 2005-2010 | |
| | Mercedes CLK-class W209 | 2006-2009 | |
| | Mercedes S-class W220 | 2002-2005 | |
| | Mercedes S-class W221 | 2006 | |
| 2 | Mercedes E-class W211 (Temic controller) | 2004-2007 | OPEN |
| | Mercedes SL-class W230 | 2004 | |
| | Mercedes SLK-class W171 | 2004-2011 | |
| 3 | Mercedes E-class W211 (Temic Armada controller) | 2002-2003 | OPEN |
| 4 | Mercedes E-class W211 with: <i>Temic controller no. 002 820 35 26</i> <i>Bosch controller no. 002 820 29 26; 0 285 001 441</i> | 2002-2003 | OPEN |
| 5 | Mercedes E-class W211 (Temic controller) | 2002-2004 | OPEN |
| | Mercedes S-class W220 | 2003-2005 | |
| 6 | Mercedes E-class W210 (with airbag OFF indicator after lifting) | 1999-2003 | OPEN |
| | Mercedes Vito II W639 | 2002-2005 | |
| | Mercedes ML-class W163 | 2000- | |
| | Mercedes A-class W168 | 2002-2005 | |
| | Mercedes S-class W220 | 2002-2003 | |
| | Mercedes C-class W203 | -2005 | |
| | Mercedes CLK-class W209 | 2002- | |
| | Mercedes Vaneo W414 | | |

[See all emulators](#)

| | | | |
|---|--|-----------|----------------------|
| 7 | Mercedes A-class W168 | 1997-2001 | OPEN |
| | Mercedes C-class W202 | 1999-2001 | |
| | Mercedes Vito W638 | -2003 | |
| | Mercedes ML-class W163 (TRW controller) | 1999 | |
| | Mercedes E-class W210 (before lifting – with airbag OFF indicator) | -1999 | |
| 8 | Mercedes E-Class W212 | 2009-2016 | OPEN |
| | Mercedes E-Class S212/C207/A207 | 2013-2016 | |

[See all emulators](#)

No.1 Mercedes

USE

Mercedes E-Class W211 with Temic Armada controller (2004-2007)

Mercedes E-Class W211 with Bosch controller (2002-2007)

Mercedes C-Class W203 (2006-2007)

Mercedes CLS-Class W219 (2005-2010)

Mercedes CLK-Class W209 (2006-2009)

Mercedes S-Class W220 (2002-2005)

Mercedes S-Class W221 (2006)



Insert a 100-ohm resistor into the seat belt socket

[See all emulators](#)

No.2 Mercedes

USE

Mercedes E-Class W211 with Temic controller (2004-2007)

Mercedes SL-Class W230 (2004)

Mercedes SLK-Class W171 (2004-2011)



Insert a 100-ohm resistor into the seat belt socket

[See all emulators](#)

No.3 Mercedes

USE

Mercedes E-Class W211 with Temic Armada controller (2002-2003)



Insert a 100-ohm resistor into the seat belt socket

[See all emulators](#)

No.4 Mercedes

USE

Mercedes E-Class W211 (2002-2003)
with the following airbag control units:

—

Temic 002 820 35 26

Bosch 002 820 29 26; 0 285 001 441



Insert a 100-ohm resistor into the seat belt socket

See all emulators

No.5 Mercedes


USE

Mercedes E-Class W211 with Temic controller (2002-2004)

Mercedes S-Class W220 (2003-2005)



Insert a 100-ohm resistor into the seat belt socket



See all emulators

No.6 Mercedes



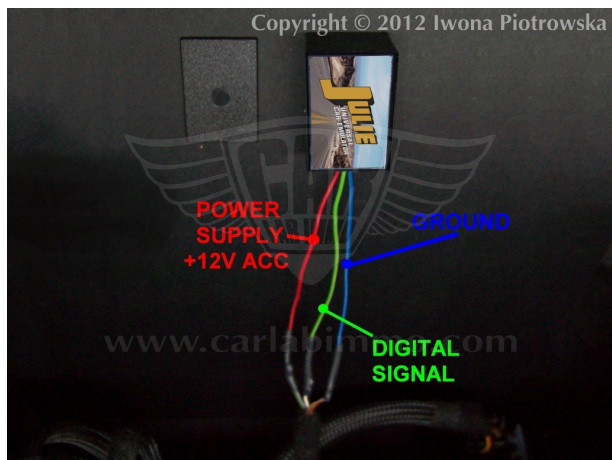

USE

- Mercedes E-Class W210** after lifting-
-with airbag OFF indicator(1999-2003)
- Mercedes Vito II W639** (2002-2005)
- Mercedes ML-Class W163** (2000-)
- Mercedes A-Class W168** (2002-2005)
- Mercedes S-Class W220** (2000-2003)
- Mercedes C-Class W203** (-2005)
- Mercedes CLK-Class W209** (2002-)
- Mercedes Vaneo W414**



Insert a 100-ohm resistor into the seat belt socket

Examples of connecting the emulator:



See all emulators




No.7 Mercedes

USE

- Mercedes A-Class W168 (1997-2001)**
- Mercedes C-Class W202 (1999-2001)**
- Mercedes Vito W638 (-2003)**
- Mercedes ML-Class W163 with TRW controller (1999)**
- Mercedes E-Class W210 before lifting-
-with airbag OFF indicator (-1999)**



Insert a 100-ohm resistor into the seat belt socket



After correctly connecting the emulator, the SRS/AIRBAG fault on the dashboard will turn off without the need to delete the fault code.

[See all emulators](#)

No.8 Mercedes

USE

Mercedes E-Class W212 (2009-2016)

Mercedes E-Class S212/C207/A207 (2013-2016)



Insert a 100-ohm resistor into the seat belt socket

[See all emulators](#)

MINI

| No. | Model | Year |
|-----|-------------|-----------|
| 1 | Mini Cooper | 2002-2005 |



Insert a 680-ohm resistor into the seat belt socket

[See all emulators](#)

Warning!!!

Due to possible construction changes of cars, check signals with multimeter in the ECU plug.



All rights reserved.

Unauthorized copying, hiring, lending, public performance will be punished!

We state that we are the only authentic authors of this manual. We possess copyright of this publication. Any trials of unauthorized copying, hiring, quoting prohibited!!! Both service and advertisement constitute copyright and they are the subject to the protection in accordance with the Act from 4th Feb. 1994 on Copyright and Related Laws (Statute Book no. 24 position 93) and protection on the basis of the Act from 8th June 1993 on combating an unfair competition (Statute Book no. 47 position 211)

www.carlabimmo.com

Last updated 11.09.2018